


(f)(a) Statement showing Shareholding Pattern

Name of the Company: ACKNIT INDUSTRIES LIMITED			
Scrip Code:			
Name of the scrip:			
class of security: Equity Shares of Rs.10/- each.			
Quarter ended : 31.03.2015			
Partly paid-up shares:-	No. of partly paid-up shares	As a % of total no. of partly paid-up Shares	As a % of total no. of shares of the company
Held by promoter/promoter group	N-I-L	N-I-L	N-I-L
Held by public	N-I-L	N-I-L	N-I-L
Total	-	N-I-L	-
Outstanding convertible securities:-	No. of outstanding securities	As a % of total no. of outstanding convertible securities	As a % of total no. of shares of the company, assuming full conversion of the convertible securities
Held by promoter/promoter group	N.A.	N.A.	N.A.
Held by public	N.A.	N.A.	N.A.
Total	N.A.	N.A.	N.A.
Warrants:-	No. of warrants	As a % of total no. of warrants	As a % of total no. of shares of the company, assuming full conversion of Warrants
Held by promoter/promoter group	N.A.	N.A.	N.A.
Held by public	N.A.	N.A.	N.A.
Total	N.A.	N.A.	N.A.
Total paid-up capital of the company, assuming full conversion of warrants and convertible securities	2520000		




ACKNIT INDUSTRIES LIMITED

Shir Keshavn D. Desai
Director


Category Code	Category of shareholders	Number of Shareholders	Total number of shares	Number of shares held in dematerialized form	Total shareholding as a percentage of total number of shares		Shares pledged or otherwise encumbered	
					As a percentage of (A+B)	As a percentage of (A+B+C)	Number of Shares	As a percentage
(I)	(II)	(III)	(IV)	(V)	(VI)	(VII)	(VIII)	(IX) = (VIII)/(IV)*100
(A)	Promoter and Promoter Group							
(1)	Indian							
(a)	Individuals/ Hindu Undivided Family	8	1089046	1089046	43.22	43.22	400000	36.73
(b)	Central Government/ State Government(s)	N-I-L	N-I-L	N-I-L	N-I-L	N-I-L	N-I-L	N-I-L
(c)	Bodies Corporate	1	80000	80000	3.17	3.17	N-I-L	N-I-L
(d)	Financial Institutions/ Banks	N-I-L	N-I-L	N-I-L	N-I-L	N-I-L	N-I-L	N-I-L
(e)	Any other (specify)	N-I-L	N-I-L	N-I-L	N-I-L	N-I-L	N-I-L	N-I-L
	Sub-Total (A) (1)	9	1,169,046	1,169,046	46.39	46.39	400,000	34.22
(2)	Foreign							
(a)	Individuals(Non-Resident individuals/ Foreign Individuals)	N-I-L	N-I-L	N-I-L	N-I-L	N-I-L	N-I-L	N-I-L
(b)	Bodies Corporate	N-I-L	N-I-L	N-I-L	N-I-L	N-I-L	N-I-L	N-I-L
(c)	Institutions	N-I-L	N-I-L	N-I-L	N-I-L	N-I-L	N-I-L	N-I-L
(d)	Qualified Foreign Investor							
		N-I-L	N-I-L	N-I-L	N-I-L	N-I-L		
(e)	Any other (specify)	N-I-L	N-I-L	N-I-L	N-I-L	N-I-L	N-I-L	N-I-L
		N-I-L	N-I-L	N-I-L	N-I-L	N-I-L	N-I-L	N-I-L
	Sub-Total (A) (2)	N-I-L	N-I-L	N-I-L	N-I-L	N-I-L	N-I-L	N-I-L
	Total Shareholding of Promoter and Promoter Group (A) = (A)(1)+(A)(2)	9	1,169,046	1,169,046	46.39	46.39	400,000	34.22
(B)	Public Shareholding						N.A.	N.A.
(1)	Institutions						N.A.	N.A.
(a)	Mutual Funds/ UTI	N-I-L	N-I-L	N-I-L	N-I-L	N-I-L		
(b)	Financial Institutions/ Banks	N-I-L	N-I-L	N-I-L	N-I-L	N-I-L		
(c)	Central Government/ State Government(s)	N-I-L	N-I-L	N-I-L	N-I-L	N-I-L		
(d)	Venture Capital Funds	N-I-L	N-I-L	N-I-L	N-I-L	N-I-L		
(e)	Insurance Companies	N-I-L	N-I-L	N-I-L	N-I-L	N-I-L		
(f)	Foreign Institutional Investors	N-I-L	N-I-L	N-I-L	N-I-L	N-I-L		
(g)	Foreign Venture Capital Investors	N-I-L	N-I-L	N-I-L	N-I-L	N-I-L		
(h)	Qualified Foreign Investor							
		N-I-L	N-I-L	N-I-L	N-I-L	N-I-L		
(i)	Any Other (specify)	N-I-L	N-I-L	N-I-L	N-I-L	N-I-L		
		N-I-L	N-I-L	N-I-L	N-I-L	N-I-L		
	Sub-Total (B) (1)	0	0	0	0.00	0.00	N.A.	N.A.

ACKNIT INDUSTRIES LIMITED

Shri Kishan Dey
Director



(2)	Non-Institutions						N.A.	N.A.
(a)	Bodies Corporate	55	658407	507707	26.13	26.13		
(b)	Individuals - i. Individual shareholders holding nominal share capital upto Rs. 1 lakh	1016	439242	341460	17.43	17.43		
(b)	ii. Individual shareholders holding nominal share capital in excess of Rs. 1 lakh	9	241475	241475	9.58	9.58		
(c)	Qualified Foreign Investor	N-I-L	N-I-L	N-I-L	N-I-L	N-I-L		
(d)	Any Other Trustee NRI	14	11830	4830	0.47	0.47		
	Sub-Total (B)(2)	1094	1,350,954	1,095,472	53.61	53.61	N.A.	N.A.
	Total Public Shareholding							
	B = (B)(1)+(B)(2)	1094	1,350,954	1,095,472	53.61	53.61	NA	NA
	TOTAL (A) + (B)	1103	2,520,000	2,264,518	100.00	100.00	400,000	15.87
(C)	Shares held by Custodians and against which Depository Receipts have been issued	N-I-L	N-I-L	N-I-L	N.A.	N-I-L	N.A.	N.A.
(1)	Promoter & Promoter group	N-I-L	N-I-L	N-I-L	N.A.	N-I-L	N.A.	N.A.
(2)	Public	N-I-L	N-I-L	N-I-L	N.A.	N-I-L	N.A.	N.A.
	GRAND TOTAL (A) + (B) + (C)	1103	2,520,000	2,264,518	100.00	100.00	400,000	15.87




ACKNIT INDUSTRIES LIMITED

Shri Kewal Desai
Director

(1) (b) Statement showing holding of securities (including shares, warrants, convertible securities) of persons belonging to the category "Promoter and Promoter Group"

Sr. No.	Name of the shareholder	Details of shares held			Encumbered shares			Details of Warrants				Details of Convertible securities		Total Shares (including underlying shares assuming full conversion of warrants and convertible securities) as a % of diluted share capital
		No. of shares held	As a % of grand Total (A+B+C)	Number	As a percentage (VI)=(V)/(III)*100	As a % of grand total A+B+C of subclause (I)(a)	No. of warrants held	As a % of total no. of warrants of the same class	No. of Convertible securities held	As a % of total no. of convertible securities of the same class	(X)	(XI)		
	(II)	(III)	(IV)	(V)	(VI)=(V)/(III)*100	(VII)	(VIII)	(IX)	(X)	(XI)				
1	SHREE KRISHAN SARAF	62,406	2.48	N-I-L	N-I-L	N-I-L	N-I-L	N-I-L	N-I-L	N-I-L	N-I-L	N-I-L		
2	SHRI KRISHAN SARAF	321,047	12.74	250,000	77.87	9.92	N-I-L	N-I-L	N-I-L	N-I-L	N-I-L	N-I-L		
3	DEO KISHAN SARAF	228,532	9.07	150,000	65.64	5.95	N-I-L	N-I-L	N-I-L	N-I-L	N-I-L	N-I-L		
4	DEO KISHAN SARAF	156,500	5.41	N-I-L	N-I-L	N-I-L	N-I-L	N-I-L	N-I-L	N-I-L	N-I-L	N-I-L		
5	RITULA SARAF	67,696	2.69	N-I-L	N-I-L	N-I-L	N-I-L	N-I-L	N-I-L	N-I-L	N-I-L	N-I-L		
6	KUSUM SARAF	159,452	6.33	N-I-L	N-I-L	N-I-L	N-I-L	N-I-L	N-I-L	N-I-L	N-I-L	N-I-L		
7	ABHISHEK SARAF	107,814	4.28	N-I-L	N-I-L	N-I-L	N-I-L	N-I-L	N-I-L	N-I-L	N-I-L	N-I-L		
8	ADITYA SARAF	5,799	0.23	N-I-L	N-I-L	N-I-L	N-I-L	N-I-L	N-I-L	N-I-L	N-I-L	N-I-L		
9	SARAF CAPITAL MARKETS LIMITED	80,000	3.17	N-I-L	N-I-L	N-I-L	N-I-L	N-I-L	N-I-L	N-I-L	N-I-L	N-I-L		
	TOTAL	1,169,046	46.39	400,000	34.22	15.87	N-I-L	N-I-L	N-I-L	N-I-L	N-I-L	N-I-L		



ACKNIT INDUSTRIES LIMITED

Shri Krishan Saraf
Director

(1)(c)(i) Statement showing holding of securities (including shares, warrants, convertible securities) of persons belonging to the category "Public" and holding more than 5% of the total number of shares


Sr. No.	Name of the shareholder	No. of shares held	Shares as a percentage of total number of shares (i.e. Grand Total (A)+(B)+(C) indicated in statement)	Details of Warrants		Details of convertible securities		Total shares (including underlying shares assuming full conversion of warrants and convertible securities), as a % of diluted
				No. of	As a % of total no. of	No. of	% w.r.t. total no. of convertible	
1	PBS PRIVATE INVESTMENTS LIMITED	149900	5.95	N-I-L	N-I-L	N-I-L	N-I-L	N-I-L
2	SHREE VINIYOG PVT LTD	117075	4.65	N-I-L	N-I-L	N-I-L	N-I-L	N-I-L
3	ALPS VINIYOG PVT LTD	116450	4.62	N-I-L	N-I-L	N-I-L	N-I-L	N-I-L
4	SRIKRISHNA VINIYOG PVT LTD	116307	4.62	N-I-L	N-I-L	N-I-L	N-I-L	N-I-L
5	MACKERDICH CONSULTANCY SERVICES PVT LTD	75500	3.00	N-I-L	N-I-L	N-I-L	N-I-L	N-I-L
6	DIPAK KANAYALAL SHAH	40000	1.59	N-I-L	N-I-L	N-I-L	N-I-L	N-I-L
7	PRABHA DEVI SARAF	36000	1.45	N-I-L	N-I-L	N-I-L	N-I-L	N-I-L
8	AMIT JAIN	34521	1.37	N-I-L	N-I-L	N-I-L	N-I-L	N-I-L
9	SATYA PRAKASH MITTAL (HUF)	33060	1.31	N-I-L	N-I-L	N-I-L	N-I-L	N-I-L
10	GOPI KRISHAN SARAF	26000	1.03	N-I-L	N-I-L	N-I-L	N-I-L	N-I-L
	TOTAL	744813	29.36	N-I-L	N-I-L	N-I-L	N-I-L	N-I-L

(1)(c)(ii) Statement showing holding of securities (including shares, warrants, convertible securities) of persons (together with PAC) belonging to the category "Public" holding and more than 5% of the total number of shares of the Company

Sr. No.	Name(s) of the shareholder(s) and the Persons Acting in Concert (PAC) with them	No. of shares	Shares as a percentage of total number of shares (i.e. Grand Total)	Details of Warrants		Details of convertible securities		Total shares (including underlying shares assuming full conversion of warrants and convertible securities), as a % of diluted
				No. of	As a % of total no. of	No. of	% w.r.t. total no. of convertible	
1	PBS PRIVATE INVESTMENTS LIMITED	149900	5.95	N-I-L	N-I-L	N-I-L	N-I-L	N-I-L
	TOTAL	149900	5.95	N-I-L	N-I-L	N-I-L	N-I-L	N-I-L

ACKNIT INDUSTRIES LIMITED

Shri Subhan Draf
Director



(i) (d) Statement showing details of locked-in shares

Sr. No.	Name of the shareholder	Number of locked-in shares	Locked-in Shares as percentage of total number of shares {i.e. Grand Total (A)+(B)+(C) indicated in Statement at para (I)(a) above}
	TOTAL	N-I-L	N-I-L

(II)(a) Statement showing details of Depository Receipts (DRs)

Sr. No.	Type of outstanding DR (ADRs, GDRs, SDRs, etc.)	Number of outstanding DRs	Number of shares underlying outstanding DRs	Shares underlying outstanding DRs as a percentage of total number of shares {i.e. Grand Total (A)+(B)(C) indicated in Statement at para (I)(a) above}
1				
2				
	TOTAL	N-I-L	N-I-L	N-I-L

(II)(b) Statement showing Holding of Depository Receipts (DRs), where underlying shares held by 'Promoter /Promoter group' are in excess of 1% of the total number of shares.

Sr. No.	Name of the DR Holder	Type of outstanding DR (ADRs, GDRs,SDR etc.)	Number of shares underlying outstanding DRs	Shares underlying outstanding DRs as a percentage of total number of shares {i.e. Grand Total (A)+(B)(C) indicated in Statement at para (I)(a) above}
1				
2				
	TOTAL	N-I-L	N-I-L	N-I-L

(III) (a) Statement showing the voting pattern of Shareholders, if more than one class of shares or securities issued by the issuer.

(Give description of voting right of each class of securities)

The Company has issued single class of Equity shares of Rs. 10/- each as such submission of details of voting rights of different classes of securities are not applicable.

ACKNIT INDUSTRIES LIMITED

Shilanku Dera
Director

